



*It's Time for Some*  
**Propwash**

Since 1978, the voice of the Imperial R/C Club

[www.ImperialRCClub.com](http://www.ImperialRCClub.com)



@Imperial RC

***JULY 2023***

***Model of The Month  
Winner!***



***Glenn Griffith's  
Custom Painted  
"F22 Raptor"***

STICK & RUDDER   MEETING MINUTES   CERTIFICATES /AWARDS  
100 MISSION ROLL CALL   FROM THE WORKSHOP   COMING EVENTS





## Stick and Rudder

The Academy of Model Aeronautics Foundation is excited to announce that National Model Aviation Day 2023 will be on **Saturday, August 12, 2023!**

National Model Aviation Day was created to encourage clubs to celebrate the hobby and share it with the public.

The IRCC will host a 3 in 1 event: Fly-in/Family Day / 6<sup>th</sup> Annual Tri-Fecta Fun Fly. Any aircraft (minus turbine) is welcome to come and fly while the Tri-Fecta Fun Fly is underway! Rules for the Tri-Fecta Fun Fly will be published in the next edition of Propwash. These are non-plane-breaking events that are designed to test your piloting skills without breaking your airplane. Events are as follows:

- 1<sup>st</sup> Event: Fly for 2 Minutes
- 2<sup>nd</sup> Event: Precision Landing
- 3<sup>rd</sup> Event: Guess Your Speed

A flying field “brag”, was shared with me last week. The [Middle Tennessee Radio Control Society](#) in Nashville, TN. Was showing off their newly repaved runway, quite nice by anyone’s standards. As I frequently do, I browsed their website to see what they were about and what their situation with the site is. I saw the information that I was seeking, but along the way I also discovered some gems that I’d like to honor them by repeating (adapted to our club):

### **New to the Hobby?**

To get started in this hobby, head out to the field and talk to some people. Most people in this hobby love talking about it, so you’re sure to get your questions answered. If no one is there, that’s not surprising, try again. It could be a perfect day and no one is there and the very next day could be low clouds and windy and there will be twenty people there actively flying. You just never can tell. The best chance to see a wide variety of aircraft and people is to come to the events.

Incidentally, you’ll find out that a good bit of the RC crowd flies the “real” stuff as well, from ultra-lights to commercial airliners. As before, people in aviation love to talk about it, so if you want to know what flying both private and commercially is really like, there are people here that can tell you.

## **Flying Etiquette**

Take note of how people are flying (hopefully you're seeing good manners as an example). Call out what you plan to use the runway for: call out taking off to the left or right, call out your landings from the left or right, fly a predictable pattern so your fellow flyers have an idea of what you're doing to do (or tell them), leave the runway clear for take offs and landings (don't use the runway for hover practice unless you've cleared it with your fellow flyers). It's very similar to flying at full size airport; there's a flight pattern, usually dictated by which way the wind is blowing. It's pretty much like being in a skating rink so that you don't crash into each other.

## **Safety**

Model aircraft are dangerous. It's up there with chainsaws and circular saws. Unless you like ambulances, you have to think ahead for where things can go because the unexpected will happen. A simple battery failure could be life changing if you're doing something dumb like flying over people. If you or someone gets hit by a typical model aircraft, it'll very likely do more than leave a mark, it's a trip to the hospital or worse (there's no exaggeration in that).

Always stay behind the flight station fence and off of the runway unless you're retrieving an aircraft (and be quick about it). Always keep your flying to the North of the pilot stations (don't fly over people). Give it the same care as you would at a firing range: stay out of the way of where they can go, and keep yours pointed away from people, and don't go out in the field unless everyone knows you're doing it.

Ironically, those dainty electric aircraft are the ones that are especially bad about sneaking up on you. Be sure they stay pointed away from anything you don't want messed up (sound familiar?). Even those innocent looking "drones" can cause significant injury. Think about it, those harmless looking plastic props can easily turn 8,000 RPM and some turn 30,000 RPM... It's reconstructive surgery time.

About the only model aircraft that will just "leave a mark" or maybe scratch a cornea are the smallest of the small electrics. Generally speaking, give all model aircraft the respect you would of a chainsaw or firearm.

Last but not least, keep your model aircraft well maintained, test your batteries, and build them so that it's unlikely anything will fail in flight.

## **Flight Instruction**

If you want help with your first plane, we have members that can guide you. Help with setting up your radio, trimming the plane and even a maiden. If you want to learn to fly with less risk, a member can assist via a buddy box.

*My gratitude to the MTRCS for the inspiration*

Summer is here, the rain has arrived, and the grass is growing. The more people that can offer some time mowing, the lighter the load. We need volunteers to perform the mowing, edging, weed eating, runway shaving, tooth pulling, ant killing, storm preparation, event setup, event tear-down, trash hauling... Yep, quite a list, but it's not all done at once and not every week, and not necessarily by a single person, fortunately.

On a similar note, the temperature is rising. Please remember to stay hydrated, take advantage of the shade and lookout for one another.

David DeWitt has replenished the yellow IRCC T-Shirts. The shirts will be available for purchase at the monthly meeting or whenever you run into him at the field. You may also contact David via email [benz425@aol.com](mailto:benz425@aol.com) to arrange your shirt purchase.

As a 3 month lookahead for upcoming club events:

- National Model Aviation Day 2023 will be on **Saturday, August 12, 2023**

Our 2023 100 missions log is posted and active. Record your flights and encourage others to do the same. There are members that have reached 100 missions, and even more closing in, just remember, It's not a race, it is an accomplishment

It is great to see everyone enjoying the hobby. Get on out to the field, bring an airplane to fly or a project for "show and tell". Grab a coffee on the way, pick a comfortable chair and share a tale or two (hanger flying). If you're feeling good, get a flight in and log it on the board. If you're feeling grumpy, get 2 flights in.

*We are hobbyists who dream, design, build, and fly model aircraft of all sizes for fun and competition. We do this because we enjoy the company of fellow enthusiasts, we love flight, and we want to see participation in our hobby grow.*

### **Continuous Information Update:**

The 100 RC Missions Over Florida is alive and well for the 5<sup>th</sup> consecutive year! The 100 Missions flight log is posted in the case at center of the main pavilion.

Remember, this is a "Health Barometer"; if you're feeling sick or curmudgeonly, come to the field, log some flights and you're guaranteed to feel better! Even if you get your "100", please keep logging your sorties throughout the year as it is interesting to see the number of sorties that get logged by our members.

If you notice anything broken or destroyed at the IRCC facility, please let Bill Pawl know about it and set the item aside, out of the way so that we may dispose of it properly.

If you're interested in joining the Grass cutting crew and you can spare some time to join the crew, it would certainly be appreciated to give those who are currently on the crew some welcomed relief as it takes a few hours to cut the field so that all of our

members can fly safely on our well-manicured field and runways! Bill Pawl will coordinate any training needed to operate the equipment. Please contact Bill Pawl via email at [proppusher64@yahoo.com](mailto:proppusher64@yahoo.com) to join the crew!

The IRCC is still open for RC flying operations! We are on a month-to-month lease (as we have been for the last 30 years) with Badcock and they have indicated that they have no plans for utilization of the land we fly on in the next few years.

As a reminder, please do not fly over our northern boundary, which is the Se7en Wetlands and a bird sanctuary just north of our field. If you see someone flying over the wetlands say something to that pilot! The IRCC membership has been doing a great job not flying over this boundary since it was made aware to us in February 2020!

The IRCC membership unanimously approved a parking plan for the IRCC that is now in effect on each weekend and during events. If you're not coming to the IRCC to fly, please park away from the main pavilion in one of the approved non-flying spots. There is an approved IRCC parking plan diagram of the "where to park" in this issue of the Propwash and we will keep it in there for perpetuity. If you're not here to fly, please keep the spots under and near the pavilion open and don't park in the field, which allows flyers with trailers the opportunity to have "swing room" to back their trailers into the pavilion.

No guest should be flying unless they are invited by an IRCC member, the member is present when their guest arrives, and the guest has a valid AMA membership. If you're unsure, ask the person in question to see their AMA and who their IRCC sponsor is; as a member of the IRCC you have that right.

Get out to the field, introduce yourself to someone you don't know, make a new friend, when landing, keep your wings level with the horizon and main gears first as gently as you can!

See you at the field!

Sincerely,  
Kevin Pazda  
Imperial R/C Club President -2023



*Propwash* is published monthly  
by the Imperial Radio Control  
Club Inc.

**PRESIDENT**

**Kevin Pazda**

[President@imperialrcclub.com](mailto:President@imperialrcclub.com)

**VICE PRESIDENT**

**David DeWitt**

[VPresident@imperialrcclub.com](mailto:VPresident@imperialrcclub.com)

**SECRETARY**

**Luke Reither**

[Secretary@imperialrcclub.com](mailto:Secretary@imperialrcclub.com)

**TREASURER**

**Steve Jaworski**

[Treasurer@imperialrcclub.com](mailto:Treasurer@imperialrcclub.com)

**DIRECTORS**

**Jim Giallombardo**

**Bill Littlefield**

**Jerry McGhee**

**FIELD MAINTENANCE OFFICER**

**OPEN**

[FieldMaintOfficer@imperialrcclub.com](mailto:FieldMaintOfficer@imperialrcclub.com)

**SAFETY COORDINATOR**

**Bob Curry**

[SafetyOfficer@imperialrcclub.com](mailto:SafetyOfficer@imperialrcclub.com)

**Events Committee Chairman**

**NEWSLETTER EDITOR**

**David Raff**

[NewsletterEditor@imperialrcclub.com](mailto:NewsletterEditor@imperialrcclub.com)

**WEBMASTER**

**Ron McKie**

[ronaldmckie@gmail.com](mailto:ronaldmckie@gmail.com)

**WEBSITE** [www.ImperialRCClub.com](http://www.ImperialRCClub.com)



# IRCC MEETING MINUTES

**Saturday July 8<sup>th</sup>, 2023**

**Recorded by Club Secretary: Luke Reither**

President Kevin Pazda called the meeting to order with the pledge of allegiance at approx. 10:00 Am. We had 20 members present on this stormy Florida day.

**New Members and Guests:** No visitors or new members were in attendance

**Awards & Certificates:** Model of the month certificate was awarded to Chris Trumble for April 2023. Drew Powell (June winner) wasn't in attendance so we will catch up with him at the next meeting!

**Minutes:** Motion to accept May & June minutes as posted in the newsletter. Seconded and passed.

**Treasurers Report:** (Steve Jaworski) Rent is paid, accounts are good. Slow times for money coming in but typical for this time of year.

**Membership Report:** Membership is presently at 99 members.

**Field Maintenance Report:** Bill Pawl has had volunteers to help mow and it is going well. Jerry McGhee was running the mower a couple days ago. The mower has a few oil leaks and it is starting to smoke really bad. It needs to go into professional repair but needs a 4-to-6-ton trailer and suitable tow vehicle to haul it.

3 options to go with:

- Friends or family that might have a trailer
- We can have a pick-up service
- We can rent a trailer.

**Safety Report:** (Bob Curry) Bob Curry safety officer nothing new to report, constant reminder to treat the plane as a weapon. Be careful with the propeller and the batteries.

**Instructor Report:** (Jeff Hughes) Jeff Hughes Reports everything is going good, trainer is working good. Got a few little guys learning. Jeff Hughes has been training Drew Powel as an instructor

- Motion to promote Drew Powell to assistant instructor. Motion was seconded and passed. Drew is now the assistant Instructor for Jeff Hughes.

**Club Newsletter / Website:** (David Raff - Ron McKie) David Raff states the newsletter is going fine. Website is going fine

**New Field Search:** No updates at this time.



## IRCC MEETING MINUTES (Continued)

**Old Business:** No Old Business

**New Business:** We are going to count up the viable chairs and see what we are needing out here but we need to remove damaged chairs.

**Future Events:** **National Model Aviation Day** is on Saturday - August 12, 2023. **The Sixth Annual Trifecta Fun-Fly** will also take place on the same day.

**Over and Above Nominations:** Mark Durkac received the nomination after donating one of his airplane to the clubs training department.

**Model of The Month:** Glenn Griffith was the only entry this month with his custom painted F-22 Raptor.

**50/50 Drawing:** The winner took home \$35.00.

### General Announcements

Apprentice SDS Cowling for free to someone who needs it.

The Sopwith Pup Bob is working on is coming along real well. It is a 1/6th scale

Club shed, a plane was placed in the shed ready to fly, Mark is intended to offer it for sale. Mark is donating it to the Club, Jeff will take it home and get it cleaned up.

Motion to close meeting at 10:35 am, motion seconded and approved. The meeting was adjourned.

# AWARDS & CERTIFICATES



It took a few months, but Chris Trumble finally received his Model of The Month Certificate for April from club president Kevin Pazda.

Chris entered a very unique - Weston UK "MagnumR" Racer that had been "tweaked" just a little...



**ROLL CALL!**

*Drew Powell  
Jerry McGhee  
Jeff Hughes  
Glenn Griffith  
Todd Beatty  
Steve Franc*



**Save the Date!**  
**AUGUST 12, 2023**

**#MODELAVIATIONDAY**





# “From The Workshop”

Continuing with the build progression, Bob Curry brought to the meeting the “finished” framework for the top & bottom wing, the horizontal stabilizer / elevator and the vertical stabilizer / rudder.

While Bob was talking about the build and offering some tips & tricks on how to strengthen these surfaces without adding a lot of weight, he touched on something that caught several members attention that had to do with properly installing the hinges on the control surfaces. It doesn't matter if you are building from scratch, a kit or even an ARF, at some point you will be faced with the same issue.



## HOW DO YOU KEEP THE EPOXY OR GLUE FROM GETTING INTO THE HINGES?



On this model, Bob is using what is called “pin-hinges” (top) which would be similar in design to what the full-size aircraft would use but the process would be the same pretty much for any type of “swivel hinge. You may have heard about coating the metal or swivel part of the hinge with Vaseline to protect these areas from becoming contaminated with the glue, however, Bob offered a method that he uses on every model and something very few of us knew about.

He has a “tin” of Vaseline that he uses only for this purpose and keeps it covered when not being used to prevent other airborne contaminants from coming in contact with the Vaseline.



He starts by placing the “tin” of Vaseline on top of an “inverted” Monokote iron and heats this up until the Vaseline begins to melt and has the consistency of clear water. Folding the hinge, he carefully inserts it into the liquefied Vaseline being careful to only wet the actual hinge point itself. Remember, you are going to be “gluing” these into the wood on both ends so you only want to coat the hinge point and not the parts that will be inserted into the control surfaces. Any excess that does come in contact with the hinge “body” can be removed using a Q-tip and alcohol.

As mentioned previously, the same process can be used on the flat blade style of hinge as well. Carefully insert only the hinge point into the melted Vaseline and then set them aside to “dry”.

Be sure to thoroughly clean off any excess Vaseline from any part of the hinges aside from the hinge point to prevent any issues when it comes time to glue the hinges into position.



We'll cover the hinging process in next month's article!





**Save the Date!**  
**AUGUST 12, 2023**

**#MODELAVIATIONDAY**




**Saturday August 12th, 2023**

**HOLDING THE 6TH ANNUAL IRCC  
TRIFECTA FUN-FLY COMPETITION.**

**Fly For 2 Minutes  
Precision Landing  
Guess Your Speed**

**CELEBRATING!**



## **6th Annual** **IRCC TRI-FECTA FUN FLY**

The events for this Club Fun-Fly are meant to be non-plane breaking events that any aircraft can do that will test your skill and your luck. Have fun, stay safe, keep your wings level and hit whatever you're going to hit as gently as you can. This Fun Fly will take place on Saturday August 12, 2023, with an 08:30 start time in conjunction with the IRCC Family Day and the AMA's National Model Aviation Day. This early start allows us to finish for any unscheduled afternoon thunderstorms.

### **TROPHIES and RIBBONS**

Three events 1<sup>st</sup>, 2<sup>nd</sup>, 3<sup>rd</sup> place for each event with a ribbon for each place.  
1<sup>st</sup>, 2<sup>nd</sup>, 3<sup>rd</sup> place trophies for overall combined scores to the top three finishers.

### **THE EVENTS**

Event 1: Fly for 2 minutes  
Event 2: Precision Landing  
Event 3: Guess Your Speed

### **MAXIMUM POINTS PER EVENT:**

EVENT 1: 100  
EVENT 2: 120  
EVENT 3: 100

TOTAL MAXIMUM NUMBER OF POINTS COMBINED: 320 Points

### **THE UNBENDABLE RULES FOR ALL EVENTS**

1. Qualifications: Must be an IRCC member (or a guest of an IRCC member).
2. **2022 Rule Addendum: A pilot may use a different aircraft for each event, however, in the event the aircraft does not complete an event, a substitute aircraft will not be used to complete the event.**
3. Scoring: In order for a score to be tallied at least one wheel needs to land on the paved runway in each event prior to contacting the ground.
4. Any crash in any event will result in a score of Zero for that event. Contestant will finish with the points they have earned prior to the crash.

### **INDIVIDUAL EVENT RULES:**

#### **EVENT 1: FLY FOR TWO MINUTES**

Time begins when the aircraft wheels leave the ground. Pilot commences to fly his/her aircraft for two minutes without the aid of any timer or encouragement from the crowd and/or bystanders. Detection of transmitter timers will result in a zero score. Time ends when the aircraft lands on the paved runway. Closest to the 2-minute time mark + or – (under or over the 2 minutes) will be ranked. Scoring is as follows:

1<sup>st</sup> – 100 points  
2<sup>nd</sup> – 75 points  
3<sup>rd</sup> – 50 points  
4<sup>th</sup> and below – 25 points



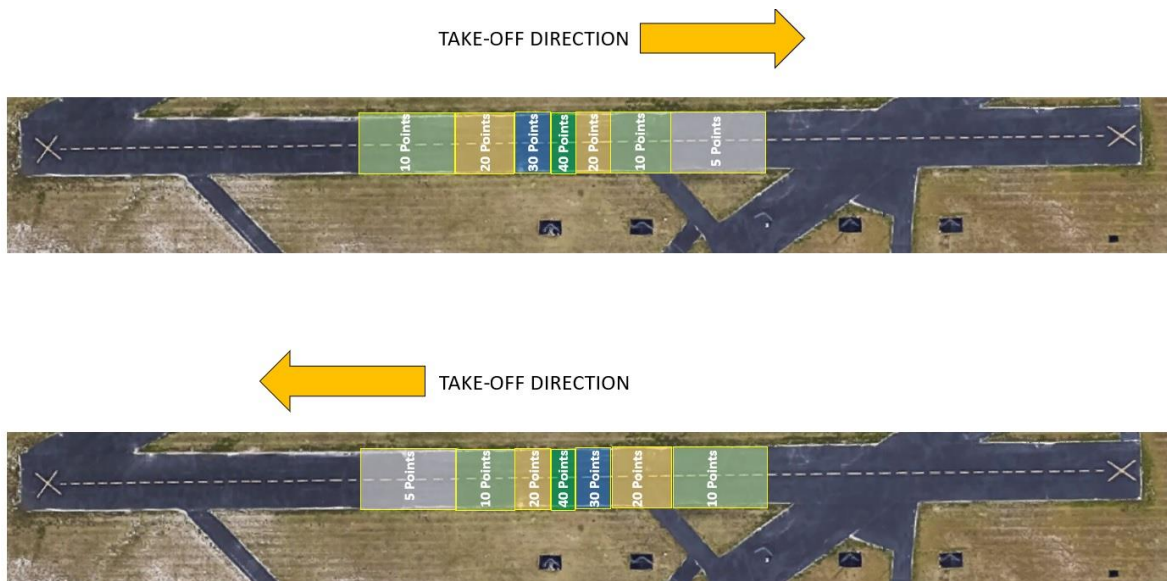
## EVENT 2: PRECISION LANDING

Pilots will take off and make three touch and go landings with each landing being scored on the zone the wheel(s) touch into. IRCC Runway is 585 feet long. The scoring portion for this event will be 152 feet of scoring zones on the runway divided in 7 zones of 32' 24' 16' 8' 16' 24' 32'. In case of wind direction change, the direction of the take-off will determine the score sequence.

i.e. left to right take off. The score will be 10/20/30/40/20/10/5

One wheel of the main landing gear has to contact the scoring section of the runway and aircraft must maintain control after landing and remain in an airworthy condition.

There will be 3 scored attempts, the pilot will have to call the landing prior entering base leg. If pilot fails to land the score will be 0 and one attempt will be used. Any go around without touching the runway will result in a zero score.




## EVENT 3: Guess Your Speed

The pilot will call his speed prior to flight. The pilot will then take his/her aircraft off and have three attempts to fly that speed. Speed will be measured by a Doppler radar gun. The closest matched speed of the three attempts to the speed called by the pilot will win. The pilot may call any speed prior to take off. For example: Pilot 1 calls 45 mph and flies 46mph. Pilot 2 calls 55 mph and flies 53 mph. Pilot 1 would win as they are +1mph and pilot 2 is – 2 mph. If a pilot fails to land on the paved runway the score is 0.

Scoring is as follows:

- 1<sup>st</sup> – 100 points
- 2<sup>nd</sup> – 75 points
- 3<sup>rd</sup> – 50 points
- 4<sup>th</sup> and below – 25 points



*"Rest assured, sir, this plane is perfectly safe.  
The airline only uses duct tape of the highest quality."*





**Did you know?**

A propeller is just a big fan in front of the plane to keep the pilot cool. When it stops, you can actually see the pilot start sweating.

## DYSON ROLLS OUT NEW JET ENGINES

dotATravelBlog



Thanks Jim G!




"OKAY, LAST NIGHT YOU DID THE DISHES...  
TODAY, YOU'RE FOLDING THE LAUNDRY.  
WHAT WEEKEND IS THE AIRSHOW?"

## **The IRCC Combination has been changed for 2023!**

Please make sure your AMA membership is current

Pay your 2023 IRCC dues to get the combination.



One of the “dumpsters” (sorry, couldn’t resist) has been removed! The cost to keep this with the recent change of service providers and increase in the monthly bill made it necessary to bring up at the February meeting to discontinue this service and have the dumpster removed. This was discussed, voted on and approved by members present. The trash cans that were in the main pavilion have also been removed. Be sure to take whatever trash you may have home with you and dispose of there. Thank you all in advance for your cooperation!



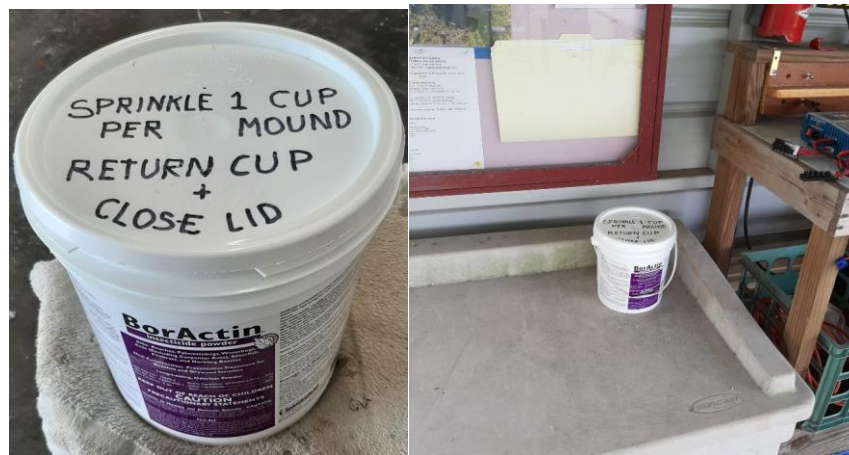




## IRCC FIRE ANT CONTROL

**If you see a mound, kill the mound!**

The IRCC Fire Ants are in full bloom. If you see a mound, kill the mound! **It is up to every member to help control these fire ants. Do not wait for the next guy to take care of it. If you see it, you are responsible for it.** Go to the West end of the main shelter, open the fire ant killer bucket, scoop out one cup, sprinkle the contents in the cup on to the target mound and return the cup to the container, then seal the lid.





# TECHNOLOGY

THERE IS A DIFFERENCE!

# FUELS

**Technology Hobbies, Inc.**  
**Ph. 813-651-1840**  
**Fax 813-657-3855**  
[www.technologyhobbiesinc.com](http://www.technologyhobbiesinc.com)

**John Otto**  
814 Fallen Oak Lane  
Brandon, FL 33510-3301

Email  
[sales@technologyhobbiesinc.com](mailto:sales@technologyhobbiesinc.com)  
Pay Pal Address  
[us1@technologyhobbiesinc.com](mailto:us1@technologyhobbiesinc.com)



# NEXT IRCC MEETING



**SATURDAY**

**August 5<sup>th</sup>, 2023**

**10:00 A.M.**

**AMERICA'S  
AIRFIELD** ©

[www.imperialrcclub.com](http://www.imperialrcclub.com)



## Newsletter Articles Welcome

Have something of interest that you would like to share. Please forward to the editor at

[raff7113@msn.com](mailto:raff7113@msn.com)



Guests and Non-Flying  
IRCC Members

IRCC Flying Members and  
Flying Guests with Planes

IRCC  
Member  
Flying with  
Handicap  
placard

IRCC Flying Members and  
Flying Guests with Planes

Guests and Non-  
Flying IRCC Members

Imperial RC Club of  
Mulberry (Model...)

**NO PARKING AREA  
TRAILER SWING AREA**

**IRCC  
DESIGNATED PARKING  
AREAS**

3 Designated spots for IRCC members with handicap placards and they intend to fly during their visit to the IRCC. Non-flying park in yellow spots

Parking for any IRCC member or guest with a plane and they will be flying during their visit to the IRCC

Art Magarino's Parking Spot

Designated 8 end parking spots for all non-flying guests and members of the IRCC who did not bring a plane or intend to fly during their visit.

No parking area. This space is needed for IRCC members and flying guests who bring trailers to have enough swing space to properly back into a flying parking spot.