



It's Time for Some
Propwash

Since 1978, the voice of the Imperial R/C Club

www.ImperialRCClub.com



@Imperial RC

JUNE 2023

***Model
of
The Month
Winner!***

***Drew Powell's
"NUANCE"
F3A Competition
Pattern Airplane!***



STICK & RUDDER MEETING MINUTES CERTIFICATES /AWARDS
100 MISSION ROLL CALL WHAT'S YOUR CALL SIGN
FROM THE WORKSHOP COMING EVENTS



Stick and Rudder

School is out, vacations are in full swing, mornings are generally temperate and calm. Let's all get out to the field and have some fun!

The Academy of Model Aeronautics Foundation is excited to announce that National Model Aviation Day 2023 will be on **Saturday, August 12, 2023!**

National Model Aviation Day was created to encourage clubs to celebrate the hobby and share it with the public.

The IRCC will host a 3 in 1 event: Fly-in/Family Day / 6th Annual Tri-Fecta Fun Fly. Any aircraft (minus turbine) is welcome to come and fly while the Tri-Fecta Fun Fly is underway! Rules for the Tri-Fecta Fun Fly will be published in the next edition of Propwash. These are non-plane-breaking events that are designed to test your piloting skills without breaking your airplane. Events are as follows:

- 1st Event: Fly for 2 Minutes
- 2nd Event: Precision Landing
- 3rd Event: Guess Your Speed

Summer is here, the rain has arrived, and the grass is growing. The more people that can offer some time mowing, the lighter the load. We need volunteers to perform the mowing, edging, weed eating, runway shaving, tooth pulling, ant killing, storm preparation, event setup, event tear-down, trash hauling... Yep, quite a list, but it's not all done at once and not every week, and not necessarily by a single person, fortunately.

On a similar note, the temperature is rising. Please remember to stay hydrated, take advantage of the shade and lookout for one another.

David DeWitt has replenished the yellow IRCC T-Shirts. The shirts will be available for purchase at the monthly meeting or whenever you run into him at the field. You may also contact David via email benz425@aol.com to arrange your shirt purchase.

As a 3 month lookahead for upcoming club events:

National Model Aviation Day 2023 will be on **Saturday, August 12, 2023**

Our 2023 100 missions log is posted and active. Record your flights and encourage others to do the same. There are members that have reached 100 missions, and even more closing in, just remember, it's not a race, it is an accomplishment.

Progress on goals:

For the club to prosper and grow. – There has been at least 22 “welcome back” and new members so far this year. There may be even more junior members that I have not counted. This is terrific. Promoting our hobby is important for the future.

A “forever home” – As you all may imagine; this is a process. The challenge presently is competing with solar farms and development projects for open space. We are always looking for any leads or ideas on this endeavor.

Electrification – The charging systems appear to be healthy and ready for action.

Everyone enjoying the hobby - Get on out to the field, bring an airplane to fly or a project for “show and tell”. Grab a coffee on the way, pick a comfortable chair and share a tale or two. If you're feeling good, get a flight in and log it on the board. If you're feeling grumpy, get 2 flights in.

We are hobbyists who dream, design, build, and fly model aircraft of all sizes for fun and competition. We do this because we enjoy the company of fellow enthusiasts, we love flight, and we want to see participation in our hobby grow.

Continuous Information Update:

The 100 RC Missions Over Florida is alive and well for the 5th consecutive year! The 100 Missions flight log is posted in the case at center of the main pavilion. Remember, this is a “Health Barometer”; if you're feeling sick or curmudgeonly, come to the field, log some flights and you're guaranteed to feel better! Even if you get your “100”, please keep logging your sorties throughout the year as it is interesting to see the number of sorties that get logged by our members.

If you notice anything broken or destroyed at the IRCC facility, please let Bill Pawl know about it and set the item aside, out of the way so that we may dispose of it properly.

If you're interested in joining the Grass cutting crew and you can spare some time to join the crew, it would certainly be appreciated to give those who are currently on the crew some welcomed relief as it takes a few hours to cut the field so that all of our members can fly safely on our well-manicured field and runways! Please contact Bill Pawl via email at proppusher64@yahoo.com to join the crew!

The IRCC is still open for RC flying operations! We are on a month-to-month lease (as we have been for the last 30 years) with Badcock and they have indicated that they have no plans for utilization of the land we fly on in the next few years.

David DeWitt has new yellow IRCC T-Shirts. The shirts will be available for purchase at the monthly meeting. Please contact David via email benz425@aol.com to arrange your shirt purchase.

As a reminder, please do not fly over our northern boundary, which is the Se7en Wetlands and a bird sanctuary just north of our field. If you see someone flying over the wetlands say something to that pilot! The IRCC membership has been doing a great job not flying over this boundary since it was made aware to us in February 2020!

The IRCC membership unanimously approved a parking plan for the IRCC that is now in effect on each weekend and during events. If you're not coming to the IRCC to fly, please park away from the main pavilion in one of the approved non-flying spots. There is an approved IRCC parking plan diagram of the "where to park" in this issue of the Propwash and we will keep it in there for perpetuity. If you're not here to fly, please keep the spots under and near the pavilion open and don't park in the field, which allows flyers with trailers the opportunity to have "swing room" to back their trailers into the pavilion.

No guest should be flying unless they are invited by an IRCC member, the member is present when their guest arrives, and the guest has a valid AMA membership. If you're unsure, ask the person in question to see their AMA card and who their IRCC sponsor is. As a member of the IRCC, you have that right.

Get out to the field, make a new friend, keep your wings level with the horizon and hit whatever you're going to hit as gently as you can!

See you at the field!

Sincerely,

Kevin Pazda
Imperial R/C Club President -2023



Propwash is published monthly
by the Imperial Radio Control
Club Inc.

PRESIDENT

Kevin Pazda

President@imperialrcclub.com

VICE PRESIDENT

David DeWitt

VPresident@imperialrcclub.com

SECRETARY

Luke Reither

Secretary@imperialrcclub.com

TREASURER

Steve Jaworski

Treasurer@imperialrcclub.com

DIRECTORS

Jim Giallombardo

Bill Littlefield

Jerry McGhee

FIELD MAINTENANCE OFFICER

OPEN

FieldMaintOfficer@imperialrcclub.com

SAFETY COORDINATOR

Bob Curry

SafetyOfficer@imperialrcclub.com

Events Committee Chairman

NEWSLETTER EDITOR

David Raff

NewsletterEditor@imperialrcclub.com

WEBMASTER

Ron McKie

ronaldmckie@gmail.com

WEBSITE www.ImperialRCclub.com



IRCC MEETING MINUTES

Saturday June 3rd, 2023

Noted by Club President: Kevin Pazda

Pledge of Allegiance was initiated at 10:00

Called meeting to order and due to the lack of a quorum, it was announced that no official business would take place.

New Members and Guests: No visitors or new members were in attendance

Awards & Certificates: Model of the month certificate was awarded for May – Jerry McGhee

Minutes: **Motion to accept May minutes as recently posted in the newsletter was tabled to the July meeting**

Treasurers Report: (Steve Jaworski) reported that the bills are paid and up to date.

Membership Report: Membership is presently at 97 members.

Field Maintenance Report: The field was looking good. Weed killer was discussed, there is concentrate with instructions, a measuring cup, gallon jugs of water and a backpack lever pump sprayer, in the trainer shed. The weed killer that we have requires the foliage (rather than the roots) to be sprayed for maximum effectiveness.

Safety Report: (Bob Curry) Reminds us to remove propellers on electric airplanes when making adjustments. Treat any electric airplane as you would a running gas or glow plane. Many members shared similar experiences of the plane coming alive and running as they assembled or maintained them.

Instructor Report: (Jeff Hughes) The trainer is up and running, a reserve is available. In search of new students presently.

Club Newsletter / Website: (David Raff - Ron McKie) Things are going well, we are always looking for tips & tricks to share both in the newsletter and on the website. The forum is open and available for members to share information and get answers.

New Field Search: No updates at this time.

Old Business: Trainer shed floor repairs – completed
Fire Ant Control – Every member is responsible for Fire Ant Control
Trash Collection if you generate the trash, take it home, unless it's an aluminum can, then you can deposit the aluminum can in the aluminum can recycling bin.

IRCC MEETING MINUTES (Continued)

New Business: A decision to hold the July meeting on July 8th was made to allow everyone the opportunity to enjoy the long holiday weekend.

Future Events: *National Model Aviation Day* is on Saturday - August 12, 2023. *The Sixth Annual Trifecta Fun-Fly* will also take place on the same day.

Over and above Nominations – Jr. Member Preston was nominated as a “promising” young raffle ticket salesman!

Model of the month: Awarded to Drew Powell for a Nuance F3A pattern plane that drew will take to Muncie for the AMA summer camp experience

50/50 Drawing: Drawing for \$30 was awarded.

AWARDS & CERTIFICATES



Jerry McGhee is shown receiving his Model of The Month Certificate for May from club president Kevin Pazda.

Jerry entered his 87” “award-winning” Nexa Models F8F “Bearcat” to claim the May competition title!



ROLL CALL!

*Drew Powell
Jerry McGhee
Jeff Hughes
Glenn Griffith*

What's your Pilot Call Sign?

JEPPESEN
A BOEING COMPANY

First letter of first name:

A Hot Shot	L Speedy	
B Daring	M Eagle Eye	
C Wild	N Scout	
D Speedy	O Flashy	
E Screaming	P Kid	
F Breakneck	Q Cheeky	
G Punchy	R Dashing	
H Dusty	S Sassy	W Yankee
I Rocky	T Flying	X Tricky
J Dead Meat	U Reckless	Y Major
K Buzz	V Goofy	Z Lefty



"I am Hot Shot Hollywood"

Day you were born:


1 Shirley	9 Hawk	17 Scorch	25 Braker
2 Maverick	10 Skipper	18 Shooter	26 Hornet
3 Boom Boom	11 Thunder	19 Streamer	27 Hurricane
4 Mad Dog	12 Ace	20 Birdie	28 Jammer
5 Tiger	13 Legend	21 Viper	29 Knuckles
6 Goose	14 Rebel	22 Whiplash	30 Lightning
7 Hollywood	15 Radar	23 Zipper	31 Bravo
8 Blade	16 Rocket	24 Blaster	



“From The Workshop”

During the May meeting, Bob Curry brought in a little Show & Tell item that he is working on to help entice others to start looking into “building” rather than “assembling” their next airplane. The project that this belongs to is a Balsa USA 1/6 Scale Sopwith Pup kit. The “item” that Bob brought was one of the two wing sections that he had just finished framing up before starting to cover it.

Continuing with the build progression, Bob sent me the following images. The first is showing the top wing panel fitted with 1/16 sheet “vertical” grain balsa which is called “shear webbing”. This is typically glued between the upper and lower wing spars to greatly increase the wing strength while adding very little weight.




The second image (above right) is showing the progression on the horizontal and vertical tail assemblies. As you can see in both images, the plans or “template” are laid out on a flat, smooth surface and covered with wax paper to allow the template to show through. This allows the parts to be assembled easily while protecting the originals just in case he wants to build another one down the road.



Here you can see the horizontal stabilizer & elevator is completely assembled, glued and pinned.

Note the spacers placed in between the two halves to keep them separated for future hinging.



Above are pictures of the completed horizontal and vertical tail assemblies, ready for covering. I have added a close-up of the vertical assembly showing the “pin” hinges that he has installed to allow the rudder and elevators to move freely.

Bob will continue to provide updates each month on the progress of the build for all to enjoy!

“**From The Workshop**” will become a monthly addition to **PROPWASH** so that anyone who is working on a special project like Bob’s, can share their progress from start to finish. Have something in the works, document it with pictures and let me know so that we can add to it each month.



Save the Date!
AUGUST 12, 2023

#MODELAVIATIONDAY




Saturday August 12th, 2023

**HOLDING THE 6TH ANNUAL IRCC
TRIFECTA FUN-FLY COMPETITION.**

**Fly For 2 Minutes
Precision Landing
Guess Your Speed**

CELEBRATING!



Anything you can do,



I can do better!



Try this hot-shot!



So? What did you do?



Thanks Jim G!

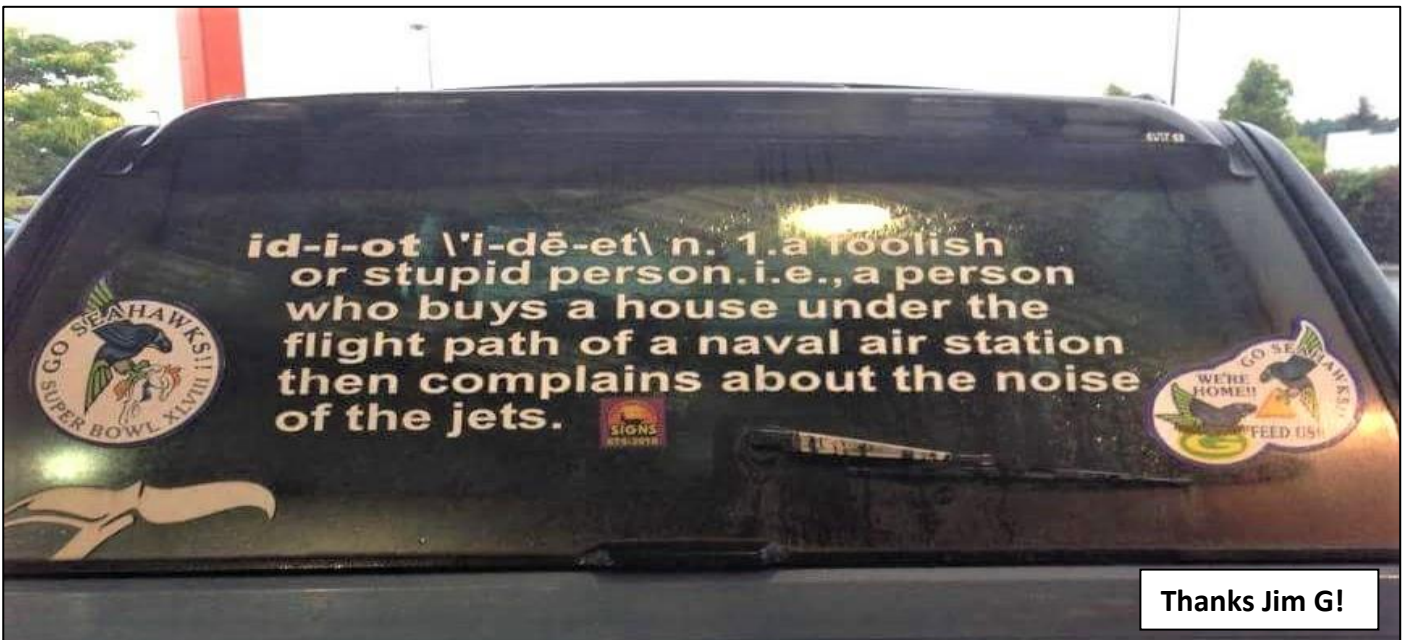
I just shut down two engines, kid.



9 MONTHS LATER



Thanks Jim G!




Thanks Jim G!

The IRCC Combination has been changed for 2023!

Please make sure your AMA membership is current

Pay your 2023 IRCC dues to get the combination.



One of the “dumpsters” (sorry, couldn’t resist) has been removed! The cost to keep this with the recent change of service providers and increase in the monthly bill made it necessary to bring up at the February meeting to discontinue this service and have the dumpster removed. This was discussed, voted on and approved by members present. The trash cans that were in the main pavilion have also been removed. Be sure to take whatever trash you may have home with you and dispose of there. Thank you all in advance for your cooperation!

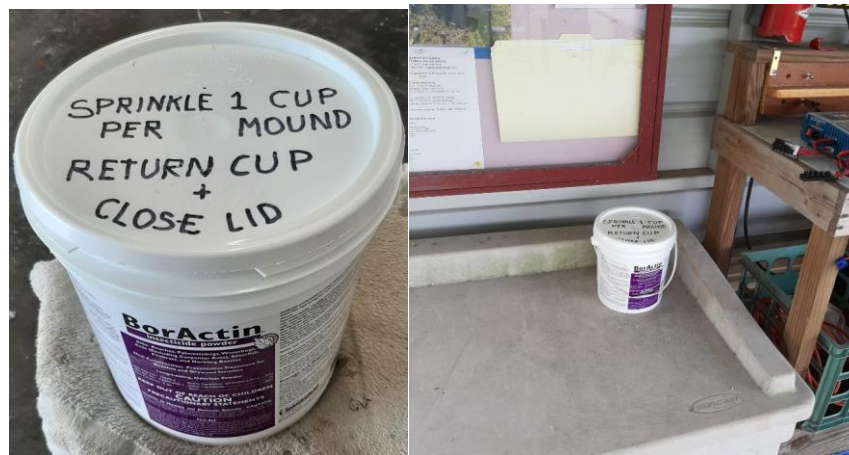




IRCC FIRE ANT CONTROL

If you see a mound, kill the mound!

The IRCC Fire Ants are in full bloom. If you see a mound, kill the mound! **It is up to every member to help control these fire ants. Do not wait for the next guy to take care of it. If you see it, you are responsible for it.** Go to the West end of the main shelter, open the fire ant killer bucket, scoop out one cup, sprinkle the contents in the cup on to the target mound and return the cup to the container, then seal the lid.





TECHNOLOGY

THERE IS A DIFFERENCE!

FUELS





Technology Hobbies, Inc.

Ph. 813-651-1840

Fax 813-657-3855

www.technologyhobbiesinc.com



John Otto
814 Fallen Oak Lane
Brandon, FL 33510-3301

sales@technologyhobbiesinc.com

Pay Pal Address
us1@technologyhobbiesinc.com

[Email
sales@technologyhobbiesinc.com](mailto:sales@technologyhobbiesinc.com)

[Pay Pal Address
us1@technologyhobbiesinc.com](mailto:us1@technologyhobbiesinc.com)

NEXT IRCC MEETING



SATURDAY
July 8th, 2023
10:00 A.M.

AMERICA'S
AIRFIELD ©

www.imperialrcclub.com



Newsletter Articles Welcome

Have something of interest that you would like to share. Please forward to the editor at

raff7113@msn.com



Guests and Non-Flying
IRCC Members

IRCC Flying Members and
Flying Guests with Planes

IRCC
Member
Flying with
Handicap
placard

IRCC Flying Members and
Flying Guests with Planes

Guests and Non-
Flying IRCC Members

Imperial RC Club of
Mulberry (Model...)

NO PARKING AREA
TRAILER SWING AREA

**IRCC
DESIGNATED PARKING
AREAS**

3 Designated spots for IRCC members with handicap placards and they intend to fly during their visit to the IRCC. Non-flying park in yellow spots

Parking for any IRCC member or guest with a plane and they will be flying during their visit to the IRCC

Art Magarino's Parking Spot

Designated 8 end parking spots for all non-flying guests and members of the IRCC who did not bring a plane or intend to fly during their visit.

No parking area. This space is needed for IRCC members and flying guests who bring trailers to have enough swing space to properly back into a flying parking spot.